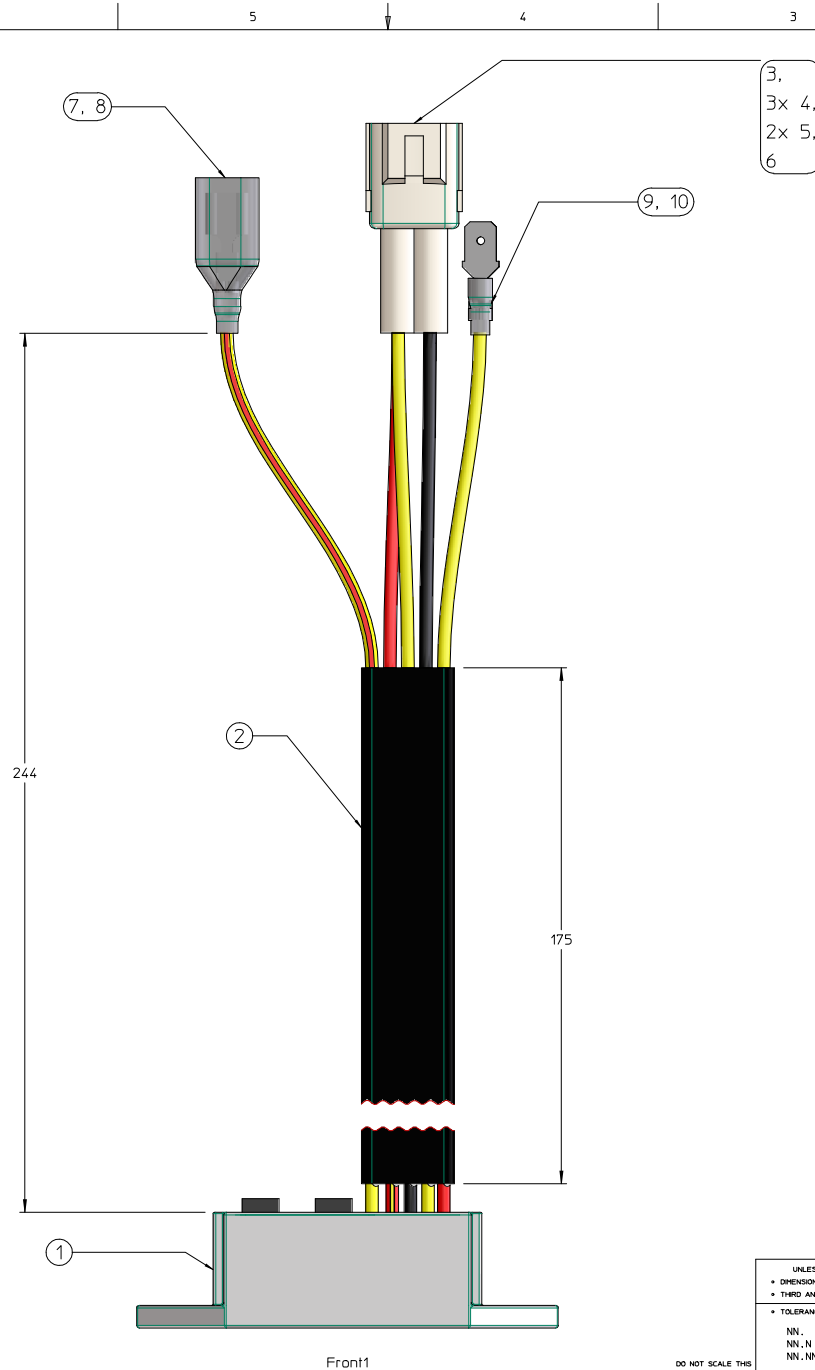
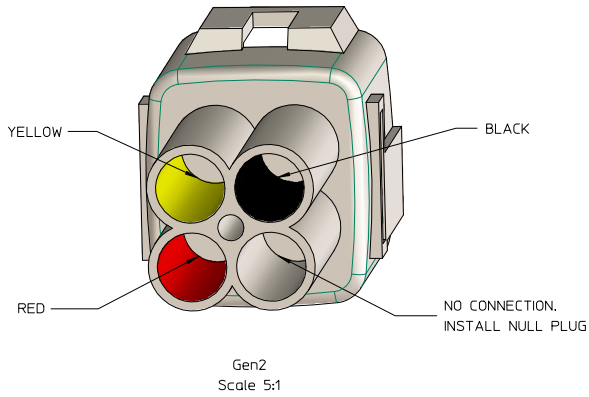


NOTES: (UNLESS OTHERWISE SPECIFIED)

1. REFERENCE DRAWING 7004-XXXX_Assy FOR ASSEMBLY/BOM INFORMATION

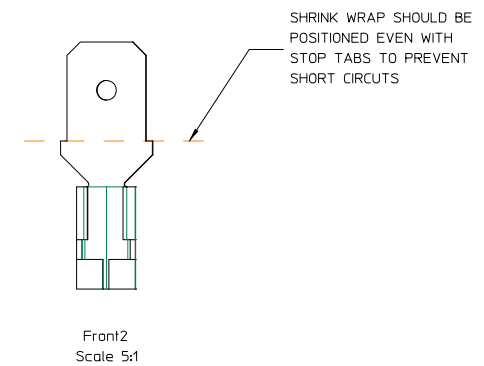
2. TRIM WIRES:

- A. YELLOW WIRE (ONLY 1) - 250mm, STRIP 5mm
- B. RED, BLACK, YELLOW - 150mm, STRIP 5mm
- C. YELLOW w/ RED STRIPE - 185mm, STRIP 5mm



3,
3x 4,
2x 5,
6

REV	3D REV	REVISIONS	APPROVED	DATE
1	1	AS ISSUED	-	4/4/2013
2	1	INCREASED WIRE LENGTH	TC	10/11/2013
3	1	CORRECTED JACKET LENGTH IN BOM	TC	6/16/2014



ITEM	QTY.	PART/MATERIAL-DESCRIPTION	MATL-PART NO.	MATL-SPEC.
10	1	3/16" SHRINK WRAP, ADHESIVE LINED	-----	15mm LENGTH
9	1	MALE SPADE	CT-8000-016	-----
8	1	FEMALE SPADE SLEEVE	CT-8000-035	-----
7	1	FEMALE SPADE	CT-3210-002	-----
6	1	NULL PLUG	CT-8000-034	-----
5	2	PIN SEAL	CT-8000-0011	-----
4	1	TERMINAL, MALE	CT-8000-007	-----
3	1	4 PIN CONNECTOR, MALE	CT-8000-005	-----
2	1	0.5mm PVC JACKET, 8mm I.D. BLACK	-----	175mm LENGTH
1	1	REG/REC SUB ASSEMBLY	7004-RR1	-----

UNLESS OTHERWISE SPECIFIED
 * DIMENSIONS ARE IN MILLIMETRES
 * THIRD ANGLE PROJECTION

TOLERANCES
 NN. ±0.5
 NN.N ±0.2
 NN.NN ±0.1
 ANGLES ±1°

DO NOT SCALE THIS
METRIC
 DRAWING

EW DRAWN BY	4/4/2013 DATE	R/R ASSY	TRAIL TECH	
ENGINEER/CHECKER	DATE			
RELEASE TO PROD.	DATE	TITLE	PART NUMBER	7004-0041
DESIGN REVISED BY	DATE	FULL SCALE	1 SHEET OF	1